



SUPPORT CLASS RESULTS



AUSTRALIAN SUPERSPORT

Race 2

Date: 24/02/13
 Event: R06
 Weather: Sunny - Temp: 23.9C
 Track: Dry - Temp: 31.3C


Started at: 10:14:20
 Laps: 10
 Starters: 33
 Printed at: 10:36

PROVISIONAL CLASSIFICATION

Pos	No	Gr	Name	Machine	Laps	Race Time	Behind	Fastest Lap	On Lap	Top Speed
1	2	A	Daniel FALZON (SA) / Caterpillar EPS / Yamaha	Yamaha YZF-R6	10	16:26.850		1:37.323	4	264
2	82	A	Chris QUINN (NSW) / Coopers Pale Ale / Holmes Extractive Resources	Yamaha YZF-R6	10	16:26.893	.043	1:36.813	3	267
3	41	D	Aiden WAGNER (QLD) / Wagner Soil Testing	Yamaha YZF-R6	10	16:26.958	.108	1:37.218	4	263
4	52	A	Ryan TAYLOR (VIC) / Pirelli Motul YRDSW Racing	Yamaha YZF-R6	10	16:27.138	.288	1:37.684	5	261
5	50	C	Callum SPRIGGS (QLD) / YRD	Yamaha YZF-R6	10	16:27.944	1.094	1:37.251	5	267
6	78	B	Michael BLAIR (NSW) / Finson	Yamaha YZF-R6	10	16:28.149	1.299	1:37.751	3	258
7	68	C	Mitchell LEVY (NSW) / Racers Edge Performance / Pirelli / Motul / RK Chains	Suzuki GSX-R	10	16:29.674	2.824	1:37.321	9	265
8	96	A	Aaron GOBERT (NSW)	Kawasaki ZX6R	10	16:30.938	4.088	1:37.828	5	265
9	69	A	Michael LOCKART (NSW) / Kawasaki Australia / EPI International	Kawasaki ZX6R	10	16:33.206	6.356	1:37.824	4	262
10	43		Alastair HOOGENBOEZEM (NZ) / Australia Outdoor Living / Leda	Suzuki GSX-R	10	16:38.262	11.412	1:38.527	5	258
11	59	C	Luke BURGESS (QLD) / Mackay Kawasaki	Kawasaki ZX6R	10	16:39.488	12.638	1:38.371	4	262
12	49	A	Brendan CLARKE (QLD) / Champion's Ride Days / Child's Dream	Honda CBR-RR	10	16:41.752	14.902	1:38.556	10	255
13	72	B	Brad SHAW (VIC) / Kyabram Bearings	Kawasaki ZX6R	10	16:45.456	18.606	1:39.024	8	265
14	65	C	Hudson PITT (SA) / CM Racing	Suzuki GSX-R	10	16:47.038	20.188	1:39.050	3	260
15	53	B	Mason COOTE (VIC) / MSC Safe CO	Suzuki GSX-R	10	16:54.541	27.691	1:39.886	6	255
16	97	C	Joshua CUMING (QLD) / Fosters Ace Auto Repairs	Yamaha YZF-R6	10	16:58.701	31.851	1:39.682	3	256
17	58	B	Anthony QUINN (NSW) / Coopers Pale Ale / Holmes Extractive Resources	Yamaha YZF-R6	10	17:15.776	48.926	1:42.067	9	257
18	33	C	Richard ELLIS (VIC) / IMOTO / Lulu Café Leongatha	Yamaha YZF-R6	10	17:15.818	48.968	1:41.797	10	256
19	76	C	Scott GAPPS (NSW) / TOAD Racing	Kawasaki ZX6R	10	17:18.883	52.033	1:42.089	8	257
20	71	D	Sam HERMEL (SA)	Honda CBR-RR	10	17:21.786	54.936	1:41.755	6	254
21	85	C	Jarrold KOPPE (QLD) / Future Sport MC / TP Human Capital	Suzuki GSXR600	10	17:24.571	57.721	1:42.720	3	255
22	84	C	Thomas BRYDEN (NSW) / Aussie Track Bikes / Elwin Motorsport	Yamaha YZF-R6	10	17:31.737	1:04.887	1:42.397	4	260
23	98	C	Evan BYLES (SA) / SA Motorcycles	Kawasaki ZX6R	10	17:32.140	1:05.290	1:42.687	10	247

Scott Laing
 Chief Time Keeper - Scott Laing


Tom Williams
 Clerk of Course - Tom Williams



Computime Race Timing Systems Pty Ltd © 1996
 Licensed to Computime Race Timing Systems
COMPUTIME RACE TIMING SYSTEMS PTY LTD
www.computime.com.au

9 Timber Lane, Glen Waverley Vic 3150. Ph: 0418 17 13 17

E-mail: scott@computime.com.au





SUPPORT CLASS RESULTS

AUSTRALIAN SUPERSPORT

Race 2



Date: 24/02/13
 Event: R06
 Weather: Sunny - Temp: 23.9C
 Track: Dry - Temp: 31.3C

Started at: 10:14:20
 Laps: 10
 Starters: 33
 Printed at: 10:36

PROVISIONAL CLASSIFICATION

Pos	No	Gr	Name	Machine	Laps	Race Time	Behind	Fastest Lap	On Lap	Top Speed
24	67	C	Mark SCHUPPAN (SA) / SA Motorcycles / Team Atusara	Kawasaki ZX6R	10	17:33.190	1:06.340	1:43.275	3	243
25	30	C	Rowen SMITH (VIC) / Ray Smith Motors & Sons	Suzuki GSX-R	10	17:36.500	1:09.650	1:43.182	10	249
26	89	A	Anthony Luke VILLELLA (QLD)	Suzuki GSX-R	10	17:37.090	1:10.240	1:43.707	7	245
27	21	B	James PATRICK (VIC)	Yamaha YZF-R6	10	17:37.466	1:10.616	1:44.163	10	252
28	99	D	Miguel BAKER (QLD) / Champion's Ride Days	Honda CBR-RR	9	16:28.689	1 Lap	1:47.453	7	252
DNF	93	C	David BARKER (VIC)	Yamaha YZF-R6	8	14:15.345	2 Laps	1:44.796	7	246
DNF	73	C	Anthony JONES (QLD) / A1 Race Paint / Race Art Australia	Yamaha YZF-R6	4	7:23.711	6 Laps	1:41.849	3	257
DNF	20	B	Alex PHILLIS (VIC)	Kawasaki ZX6R	3	5:05.351	7 Laps	1:39.009	3	262
DNF	64	B	Aaron MORRIS (NSW) / Maxima Yamaha	Yamaha YZF-R6	1	1:44.340	9 Laps	1:44.340	1	255
DNF	24	C	Daniel MAYES (QLD)	Suzuki GSX-R	1	1:48.768	9 Laps	1:48.768	1	259


Fastest Lap was 1:36.813 by Chris QUINN (NSW)

Current race record for SS class - 1:35.200 by Bryan STARING (VIC) on a Yamaha YZF R6 set on 17/10/09

The results are provisional until the end of the time limit for protests and appeals.

Chief Time Keeper - Scott Laing

Clerk of Course - Tom Williams



Computime Race Timing Systems Pty Ltd © 1996
 Licensed to Computime Race Timing Systems
COMPUTIME RACE TIMING SYSTEMS PTY LTD
www.computime.com.au
 9 Timber Lane, Glen Waverley Vic 3150. Ph: 0418 17 13 17
 E-mail: scott@computime.com.au





SUPPORT CLASS RESULTS



AUSTRALIAN SUPERSPORT

Race 2

Date: 24/02/13
 Event: R06
 Weather: Sunny - Temp: 23.9C
 Track: Dry - Temp: 31.3C

Started at: 10:14:20
 Laps: 10
 Starters: 33
 Printed at: 10:36

PROVISIONAL LAP TIMES

No	Name	Lap 1	Lap 2	Lap 3	Lap 4	Lap 5	Lap 6	Lap 7	Lap 8	Lap 9	Lap 10
2	Daniel FALZON (SA)	1:44.029	1:37.840	1:37.654	<u>1:37.323</u>	1:37.783	1:38.541	1:39.030	1:38.464	1:38.425	1:37.761
20	Alex PHILLIS (VIC)	1:46.746	1:39.596	<u>1:39.009</u>							
21	James PATRICK (VIC)	1:53.693	1:44.574	1:44.927	1:44.885	1:47.314	1:44.572	1:44.406	1:44.433	1:44.499	<u>1:44.163</u>
24	Daniel MAYES (QLD)	<u>1:48.768</u>									
30	Rowen SMITH (VIC)	1:56.511	1:45.099	1:45.029	1:44.964	1:44.822	1:44.462	1:44.397	1:44.173	1:43.861	<u>1:43.182</u>
33	Richard ELLIS (VIC)	1:52.346	1:44.607	1:43.171	1:42.652	1:42.154	1:42.114	1:42.553	1:41.934	1:42.490	<u>1:41.797</u>
41	Aiden WAGNER (QLD)	1:45.368	1:37.496	1:37.502	<u>1:37.218</u>	1:37.524	1:38.250	1:38.545	1:38.308	1:38.390	1:38.357
43	Alastair HOOGENBOEZEM (NZ)	1:47.201	1:39.360	1:39.026	1:38.708	<u>1:38.527</u>	1:39.184	1:39.088	1:38.818	1:39.578	1:38.772
49	Brendan CLARKE (QLD)	1:48.205	1:40.176	1:39.406	1:39.285	1:39.770	1:39.782	1:38.864	1:38.981	1:38.727	<u>1:38.556</u>
50	Callum SPRIGGS (QLD)	1:45.626	1:37.524	1:37.504	1:37.373	<u>1:37.251</u>	1:37.991	1:38.546	1:38.755	1:38.432	1:38.942
52	Ryan TAYLOR (VIC)	1:43.505	1:37.946	1:38.166	1:37.711	<u>1:37.684</u>	1:38.122	1:38.660	1:38.800	1:38.461	1:38.083
53	Mason COOTE (VIC)	1:50.436	1:41.325	1:40.088	1:40.023	1:39.904	<u>1:39.886</u>	1:40.633	1:40.452	1:40.602	1:41.192
58	Anthony QUINN (NSW)	1:50.830	1:42.330	1:42.423	1:42.951	1:42.533	1:42.786	1:45.235	1:42.430	<u>1:42.067</u>	1:42.191
59	Luke BURGESS (QLD)	1:46.642	1:38.978	1:38.484	<u>1:38.371</u>	1:38.524	1:39.537	1:39.506	1:39.684	1:39.763	1:39.999
64	Aaron MORRIS (NSW)	<u>1:44.340</u>									
65	Hudson PITT (SA)	1:47.477	1:39.398	<u>1:39.050</u>	1:40.290	1:40.522	1:40.423	1:40.128	1:39.893	1:40.177	1:39.680
67	Mark SCHUPPAN (SA)	1:53.311	1:44.150	<u>1:43.275</u>	1:43.664	1:44.151	1:44.573	1:45.383	1:45.326	1:45.613	1:43.744
68	Mitchell LEVY (NSW)	1:45.743	1:38.986	1:37.949	1:38.068	1:38.132	1:38.433	1:37.774	1:38.853	<u>1:37.321</u>	1:38.415
69	Michael LOCKART (NSW)	1:45.319	1:38.806	1:37.854	<u>1:37.824</u>	1:38.677	1:38.381	1:38.194	1:38.678	1:40.441	1:39.032
71	Sam HERMEL (SA)	1:52.892	1:43.822	1:42.448	1:42.759	1:46.527	<u>1:41.755</u>	1:42.796	1:43.195	1:42.825	1:42.767
72	Brad SHAW (VIC)	1:49.305	1:39.693	1:39.182	1:39.578	1:39.227	1:40.451	1:39.441	<u>1:39.024</u>	1:39.407	1:40.148
73	Anthony JONES (QLD)	1:53.416	1:57.089	<u>1:41.849</u>	1:51.357						
76	Scott GAPPS (NSW)	1:52.119	1:44.570	1:43.228	1:43.501	1:43.234	1:42.618	1:42.299	<u>1:42.089</u>	1:42.452	1:42.773
78	Michael BLAIR (NSW)	1:44.377	1:38.074	<u>1:37.751</u>	1:37.847	1:38.123	1:38.358	1:38.338	1:38.409	1:38.471	1:38.401
82	Chris QUINN (NSW)	1:46.219	1:37.703	<u>1:36.813</u>	1:37.628	1:37.061	1:38.231	1:38.594	1:38.372	1:38.072	1:38.200
84	Thomas BRYDEN (NSW)	1:52.879	1:44.117	1:42.966	<u>1:42.397</u>	1:52.006	1:43.163	1:43.002	1:44.103	1:43.937	1:43.167
85	Jarrod KOPPE (QLD)	1:51.275	1:43.019	<u>1:42.720</u>	1:43.414	1:43.512	1:42.914	1:44.536	1:44.722	1:43.843	1:44.616
89	Anthony Luke VILLELLA (QLD)	1:55.916	1:45.018	1:44.645	1:43.774	1:45.970	1:44.403	<u>1:43.707</u>	1:44.459	1:44.633	1:44.565
93	David BARKER (VIC)	1:56.303	1:47.130	1:45.659	1:45.686	1:45.290	1:45.300	<u>1:44.796</u>	1:45.181		
96	Aaron GOBERT (NSW)	1:46.463	1:38.610	1:38.199	1:38.173	<u>1:37.828</u>	1:38.384	1:37.877	1:38.191	1:38.763	1:38.450
97	Joshua CUMING (QLD)	1:48.924	1:40.192	<u>1:39.682</u>	1:40.546	1:40.743	1:40.803	1:41.468	1:41.553	1:42.179	1:42.611
98	Evan BYLES (SA)	1:56.693	1:45.312	1:43.428	1:44.001	1:46.098	1:43.663	1:43.382	1:42.768	1:44.108	<u>1:42.687</u>
99	Miguel BAKER (QLD)	1:58.795	1:49.093	1:48.682	1:48.835	1:48.188	1:47.595	<u>1:47.453</u>	1:47.639	1:52.409	

The results are provisional until the end of the time limit for protests and appeals.

Chief Time Keeper - Scott Laing

Clerk of Course - Tom Williams



Computime Race Timing Systems Pty Ltd © 1996
 Licensed to Computime Race Timing Systems
COMPUTIME RACE TIMING SYSTEMS PTY LTD
www.computime.com.au

9 Timber Lane, Glen Waverley Vic 3150. Ph: 0418 17 13 17

E-mail: scott@computime.com.au





SUPPORT CLASS RESULTS



AUSTRALIAN SUPERSPORT

Race 2

Date: 24/02/13
 Event: R06
 Weather: Sunny - Temp: 23.9C
 Track: Dry - Temp: 31.3C

Started at: 10:14:20
 Laps: 10
 Starters: 33
 Printed at: 10:36

PROVISIONAL SPLIT TIMES

Lap	Split 1	Split 2	Split 3	Lap Time	Speed	Lap	Split 1	Split 2	Split 3	Lap Time	Speed
2 Daniel FALZON (SA) (1st)						68 Mitchell LEVY (NSW) (7th)					
1	35.693	41.296	27.040	1:44.029	197	1	36.556	42.056	27.131	1:45.743	197
2	29.661	41.271	26.908	1:37.840	264	2	30.152	41.709	27.125	1:38.986	265
3	29.851	41.181	26.622	1:37.654	263	3	29.835	41.068	27.046	1:37.949	260
4	29.635	40.894	26.794	1:37.323	262	4	29.916	40.910	27.242	1:38.068	258
5	29.609	41.168	27.006	1:37.783	260	5	30.099	40.934	27.099	1:38.132	255
6	29.935	41.367	27.239	1:38.541	258	6	29.817	41.382	27.234	1:38.433	259
7	30.197	41.408	27.425	1:39.030	257	7	29.946	40.846	26.982	1:37.774	258
8	30.126	41.381	26.957	1:38.464	263	8	30.119	41.795	26.939	1:38.853	257
9	30.217	41.176	27.032	1:38.425	250	9	29.754	40.590	26.977	1:37.321	262
10	29.906	40.759	27.096	1:37.761	262	10	29.997	41.164	27.254	1:38.415	256
20 Alex PHILLIS (VIC) (DNF)						69 Michael LOCKART (NSW) (9th)					
1	36.893	42.374	27.479	1:46.746	205	1	36.278	41.843	27.198	1:45.319	197
2	30.249	41.753	27.594	1:39.596	262	2	30.400	41.200	27.206	1:38.806	260
3	30.193	41.514	27.302	1:39.009	262	3	29.919	41.025	26.910	1:37.854	262
21 James PATRICK (VIC) (27th)						71 Sam HERMEL (SA) (20th)					
1	40.331	44.243	29.119	1:53.693	208	1	40.487	43.657	28.748	1:52.892	202
2	31.773	44.004	28.797	1:44.574	252	2	31.568	43.289	28.965	1:43.822	254
3	32.173	44.073	28.681	1:44.927	243	3	31.325	42.601	28.522	1:42.448	248
4	32.199	44.098	28.588	1:44.885	244	4	31.320	42.916	28.523	1:42.759	247
5	32.272	45.664	29.378	1:47.314	243	5	31.490	46.546	28.491	1:46.527	246
6	32.237	43.841	28.494	1:44.572	245	6	31.234	42.287	28.234	1:41.755	249
7	31.968	43.745	28.693	1:44.406	249	7	31.232	43.230	28.334	1:42.796	248
8	31.926	43.898	28.609	1:44.433	243	8	31.064	43.419	28.712	1:43.195	248
9	31.958	43.840	28.701	1:44.499	244	9	31.609	42.902	28.314	1:42.825	250
10	31.952	43.761	28.450	1:44.163	244	10	31.312	42.886	28.569	1:42.767	246
24 Daniel MAYES (QLD) (DNF)						72 Brad SHAW (VIC) (13th)					
1	37.527	43.173	28.068	1:48.768	205	1	38.843	42.685	27.777	1:49.305	207
30 Rowen SMITH (VIC) (25th)											
1	41.562	45.770	29.179	1:56.511	200	2	30.421	41.821	27.451	1:39.693	265
2	31.984	44.223	28.892	1:45.099	249	3	30.323	41.349	27.510	1:39.182	262
3	31.960	44.166	28.903	1:45.029	246	4	30.301	41.754	27.523	1:39.578	259
4	31.946	44.241	28.777	1:44.964	245	5	30.354	41.160	27.713	1:39.227	258
5	31.991	44.088	28.743	1:44.822	243	6	30.915	41.860	27.676	1:40.451	260
6	31.797	43.853	28.812	1:44.462	248	7	30.523	41.450	27.468	1:39.441	262
7	31.915	43.589	28.893	1:44.397	244	8	30.288	41.149	27.587	1:39.024	257
8	31.725	43.774	28.674	1:44.173	244	9	30.408	41.295	27.704	1:39.407	255
9	31.702	43.784	28.375	1:43.861	246						
10	31.416	43.302	28.464	1:43.182	243						
33 Richard ELLIS (VIC) (18th)											
1	39.202	44.458	28.686	1:52.346	208						

Scott Laing
 Chief Time Keeper - Scott Laing


Tom Williams
 Clerk of Course - Tom Williams



Computime Race Timing Systems Pty Ltd © 1996
 Licensed to Computime Race Timing Systems
COMPUTIME RACE TIMING SYSTEMS PTY LTD
www.computime.com.au

9 Timber Lane, Glen Waverley Vic 3150. Ph: 0418 17 13 17

E-mail: scott@computime.com.au





SUPPORT CLASS RESULTS



AUSTRALIAN SUPERSPORT

Race 2

Date: 24/02/13
 Event: R06
 Weather: Sunny - Temp: 23.9C
 Track: Dry - Temp: 31.3C

Started at: 10:14:20
 Laps: 10
 Starters: 33
 Printed at: 10:36

PROVISIONAL SPLIT TIMES

Lap	Split 1	Split 2	Split 3	Lap Time	Speed	Lap	Split 1	Split 2	Split 3	Lap Time	Speed
2	31.715	43.704	29.188	1:44.607	254	10	30.641	41.533	27.974	1:40.148	253
3	31.763	43.323	28.085	1:43.171	251						
4	31.478	42.884	28.290	1:42.652	256	73 Anthony JONES (QLD) (DNF)					
5	31.113	42.785	28.256	1:42.154	252	1	40.637	44.080	28.699	1:53.416	206
6	31.109	42.667	28.338	1:42.114	251	2	44.729	43.989	28.371	1:57.089	257
7	31.639	42.623	28.291	1:42.553	245	3	31.019	42.959	27.871	1:41.849	251
8	31.005	42.625	28.304	1:41.934	247	4	30.879	52.513	27.965	1:51.357	252
9	31.544	42.584	28.362	1:42.490	236	76 Scott GAPPS (NSW) (19th)					
10	31.234	42.244	28.319	1:41.797	244	1	39.101	44.190	28.828	1:52.119	207
41 Aiden WAGNER (QLD) (3rd)						2	31.892	43.479	29.199	1:44.570	254
1	36.683	41.530	27.155	1:45.368	198	3	31.792	43.122	28.314	1:43.228	250
2	29.977	40.694	26.825	1:37.496	262	4	31.641	43.597	28.263	1:43.501	255
3	29.820	40.982	26.700	1:37.502	260	5	31.631	43.456	28.147	1:43.234	254
4	29.863	40.520	26.835	1:37.218	263	6	31.563	42.916	28.139	1:42.618	255
5	29.755	40.880	26.889	1:37.524	263	7	31.434	42.825	28.040	1:42.299	256
6	29.943	41.244	27.063	1:38.250	262	8	31.408	42.529	28.152	1:42.089	257
7	30.113	40.979	27.453	1:38.545	260	9	31.264	43.169	28.019	1:42.452	253
8	30.027	40.921	27.360	1:38.308	257	10	31.560	42.931	28.282	1:42.773	253
9	30.119	40.802	27.469	1:38.390	249	78 Michael BLAIR (NSW) (6th)					
10	30.234	40.740	27.383	1:38.357	248	1	35.778	41.369	27.230	1:44.377	199
43 Alastair HOOGENBOEZEM (NZ) (10th)						2	30.320	40.711	27.043	1:38.074	257
1	37.340	42.259	27.602	1:47.201	203	3	29.916	40.749	27.086	1:37.751	257
2	29.990	41.699	27.671	1:39.360	257	4	30.164	40.609	27.074	1:37.847	257
3	30.151	41.514	27.361	1:39.026	258	5	29.945	41.057	27.121	1:38.123	256
4	30.049	41.457	27.202	1:38.708	258	6	29.838	41.079	27.441	1:38.358	257
5	30.126	41.211	27.190	1:38.527	254	7	29.956	40.861	27.521	1:38.338	257
6	30.256	41.567	27.361	1:39.184	252	8	29.922	41.163	27.324	1:38.409	256
7	30.336	41.475	27.277	1:39.088	253	9	29.931	40.988	27.552	1:38.471	258
8	30.348	41.064	27.406	1:38.818	251	10	29.946	40.862	27.593	1:38.401	257
9	30.624	41.685	27.269	1:39.578	253	82 Chris QUINN (NSW) (2nd)					
10	30.309	41.063	27.400	1:38.772	248	1	36.766	41.831	27.622	1:46.219	201
49 Brendan CLARKE (QLD) (12th)						2	29.820	40.942	26.941	1:37.703	265
1	37.686	42.788	27.731	1:48.205	203	3	29.518	40.627	26.668	1:36.813	260
2	30.559	41.986	27.631	1:40.176	254	4	29.748	40.804	27.076	1:37.628	267
3	30.472	41.484	27.450	1:39.406	254	5	29.678	40.610	26.773	1:37.061	262
4	30.324	41.592	27.369	1:39.285	255	6	29.762	41.407	27.062	1:38.231	266
5	30.227	41.818	27.725	1:39.770	254	7	29.918	41.254	27.422	1:38.594	262
6	30.713	41.646	27.423	1:39.782	252	8	30.244	40.981	27.147	1:38.372	260
7	30.221	41.228	27.415	1:38.864	252	9	29.960	40.782	27.330	1:38.072	257
8	30.201	41.301	27.479	1:38.981	252	10	30.003	40.697	27.500	1:38.200	255
9	30.205	41.243	27.279	1:38.727	252	84 Thomas BRYDEN (NSW) (22th)					
10	30.112	41.112	27.332	1:38.556	252	1	39.519	44.488	28.872	1:52.879	208

Scott Laing
 Chief Time Keeper - Scott Laing

Tom Williams
 Clerk of Course - Tom Williams



Computime Race Timing Systems Pty Ltd © 1996
 Licensed to Computime Race Timing Systems
COMPUTIME RACE TIMING SYSTEMS PTY LTD
www.computime.com.au

9 Timber Lane, Glen Waverley Vic 3150. Ph: 0418 17 13 17

E-mail: scott@computime.com.au





SUPPORT CLASS RESULTS



AUSTRALIAN SUPERSPORT

Race 2

Date: 24/02/13
 Event: R06
 Weather: Sunny - Temp: 23.9C
 Track: Dry - Temp: 31.3C

Started at: 10:14:20
 Laps: 10
 Starters: 33
 Printed at: 10:36

PROVISIONAL SPLIT TIMES

Lap	Split 1	Split 2	Split 3	Lap Time	Speed	Lap	Split 1	Split 2	Split 3	Lap Time	Speed
50 Callum SPRIGGS (QLD) (5th)						2	31.729	43.597	28.791	1:44.117	260
1	36.432	41.807	27.387	1:45.626	196	3	31.608	43.230	28.128	1:42.966	257
2	29.851	40.847	26.826	1:37.524	265	4	31.343	42.948	28.106	1:42.397	259
3	29.826	40.886	26.792	1:37.504	263	5	31.148	52.070	28.788	1:52.006	257
4	29.961	40.633	26.779	1:37.373	265	6	31.583	43.181	28.399	1:43.163	253
5	29.543	40.844	26.864	1:37.251	262	7	31.417	43.262	28.323	1:43.002	253
6	29.722	41.155	27.114	1:37.991	267	8	31.829	43.719	28.555	1:44.103	252
7	30.016	40.977	27.553	1:38.546	262	9	31.729	43.798	28.410	1:43.937	249
8	30.218	41.092	27.445	1:38.755	252	10	31.586	43.415	28.166	1:43.167	252
9	29.903	41.299	27.230	1:38.432	260						
10	29.921	41.421	27.600	1:38.942	265						
52 Ryan TAYLOR (VIC) (4th)						85 Jarrod KOPPE (QLD) (21th)					
1	35.566	40.591	27.348	1:43.505	197	1	38.731	43.985	28.559	1:51.275	207
2	29.825	40.719	27.402	1:37.946	251	2	31.224	43.408	28.387	1:43.019	255
3	30.086	40.719	27.361	1:38.166	252	3	31.410	43.113	28.197	1:42.720	250
4	29.771	40.756	27.184	1:37.711	256	4	31.496	43.449	28.469	1:43.414	250
5	29.650	40.860	27.174	1:37.684	257	5	31.671	43.375	28.466	1:43.512	248
6	29.805	40.996	27.321	1:38.122	257	6	31.443	43.186	28.285	1:42.914	246
7	30.221	40.969	27.470	1:38.660	252	7	31.766	43.831	28.939	1:44.536	247
8	30.434	40.959	27.407	1:38.800	249	8	32.137	43.786	28.799	1:44.722	248
9	30.158	41.098	27.205	1:38.461	254	9	31.930	43.278	28.635	1:43.843	248
10	30.048	40.856	27.179	1:38.083	261	10	31.894	43.724	28.998	1:44.616	248
53 Mason COOTE (VIC) (15th)						89 Anthony Luke VILLELLA (QLD) (26th)					
1	38.323	43.004	29.109	1:50.436	211	1	41.813	45.136	28.967	1:55.916	195
2	30.603	43.147	27.575	1:41.325	255	2	32.025	44.057	28.936	1:45.018	245
3	30.572	41.892	27.624	1:40.088	254	3	32.121	43.671	28.853	1:44.645	242
4	30.496	41.885	27.642	1:40.023	251	4	31.852	43.200	28.722	1:43.774	242
5	30.357	41.911	27.636	1:39.904	253	5	32.093	44.390	29.487	1:45.970	243
6	30.423	41.758	27.705	1:39.886	254	6	32.041	43.188	29.174	1:44.403	243
7	30.615	42.108	27.910	1:40.633	255	7	31.814	42.906	28.987	1:43.707	241
8	30.524	41.880	28.048	1:40.452	253	8	31.965	43.644	28.850	1:44.459	239
9	30.770	41.917	27.915	1:40.602	251	9	32.043	43.572	29.018	1:44.633	238
10	30.666	42.043	28.483	1:41.192	251	10	32.028	43.359	29.178	1:44.565	239
58 Anthony QUINN (NSW) (17th)						93 David BARKER (VIC) (DNF)					
1	38.174	43.927	28.729	1:50.830	209	1	41.344	45.085	29.874	1:56.303	210
2	31.185	42.916	28.229	1:42.330	257	2	32.680	45.395	29.055	1:47.130	245
3	30.939	43.150	28.334	1:42.423	254	3	32.237	44.367	29.055	1:45.659	246
4	31.251	43.072	28.628	1:42.951	251	4	32.314	44.317	29.055	1:45.686	244
5	31.250	42.775	28.508	1:42.533	249	5	31.957	44.431	28.902	1:45.290	243
6	31.413	42.795	28.578	1:42.786	249	6	32.022	44.383	28.895	1:45.300	243
7	31.455	45.277	28.503	1:45.235	249	7	31.674	44.272	28.850	1:44.796	241
8	31.205	42.703	28.522	1:42.430	248	8	32.164	43.917	29.100	1:45.181	241
9	31.327	42.396	28.344	1:42.067	238	96 Aaron GOBERT (NSW) (8th)					
						1	37.002	41.931	27.530	1:46.463	202

Scott Laing
 Chief Time Keeper - Scott Laing

Tom Williams
 Clerk of Course - Tom Williams



Computime Race Timing Systems Pty Ltd © 1996
 Licensed to Computime Race Timing Systems
COMPUTIME RACE TIMING SYSTEMS PTY LTD
www.computime.com.au

9 Timber Lane, Glen Waverley Vic 3150. Ph: 0418 17 13 17

E-mail: scott@computime.com.au





SUPPORT CLASS RESULTS



AUSTRALIAN SUPERSPORT

Race 2

Date: 24/02/13
 Event: R06
 Weather: Sunny - Temp: 23.9C
 Track: Dry - Temp: 31.3C

Started at: 10:14:20
 Laps: 10
 Starters: 33
 Printed at: 10:36

PROVISIONAL SPLIT TIMES

Lap	Split 1	Split 2	Split 3	Lap Time	Speed	Lap	Split 1	Split 2	Split 3	Lap Time	Speed
10	31.122	42.393	28.676	1:42.191	248	2	29.877	41.497	27.236	1:38.610	265
						3	29.964	41.102	27.133	1:38.199	261
59 Luke BURGESS (QLD) (11th)						4	29.899	41.058	27.216	1:38.173	258
1	37.009	42.286	27.347	1:46.642	196	5	29.904	40.838	27.086	1:37.828	258
2	29.975	41.812	27.191	1:38.978	262	6	29.795	41.217	27.372	1:38.384	260
3	30.160	41.222	27.102	1:38.484	254	7	29.796	40.926	27.155	1:37.877	260
4	30.048	41.150	27.173	1:38.371	253	8	29.907	41.140	27.144	1:38.191	258
5	30.141	41.206	27.177	1:38.524	252	9	30.475	41.078	27.210	1:38.763	247
6	30.367	41.606	27.564	1:39.537	249	10	29.920	41.217	27.313	1:38.450	257
7	30.464	41.573	27.469	1:39.506	247						
8	30.558	41.413	27.713	1:39.684	248	97 Joshua CUMING (QLD) (16th)					
9	30.607	41.648	27.508	1:39.763	248	1	37.820	43.126	27.978	1:48.924	207
10	30.612	41.935	27.452	1:39.999	247	2	30.569	41.855	27.768	1:40.192	256
						3	30.394	41.880	27.408	1:39.682	253
64 Aaron MORRIS (NSW) (DNF)						4	30.452	42.337	27.757	1:40.546	252
1	36.127	41.011	27.202	1:44.340	191	5	30.973	42.019	27.751	1:40.743	248
						6	31.137	41.865	27.801	1:40.803	247
65 Hudson PITT (SA) (14th)						7	31.152	42.102	28.214	1:41.468	247
1	37.201	42.700	27.576	1:47.477	197	8	31.342	42.159	28.052	1:41.553	246
2	30.237	41.800	27.361	1:39.398	256	9	31.145	42.595	28.439	1:42.179	247
3	30.117	41.478	27.455	1:39.050	256	10	31.549	42.605	28.457	1:42.611	244
4	30.220	42.230	27.840	1:40.290	257						
5	30.766	41.959	27.797	1:40.522	256	98 Evan BYLES (SA) (23th)					
6	30.749	42.043	27.631	1:40.423	256	1	41.897	45.681	29.115	1:56.693	185
7	30.629	41.921	27.578	1:40.128	257	2	32.753	44.123	28.436	1:45.312	241
8	30.524	41.612	27.757	1:39.893	260	3	31.332	43.384	28.712	1:43.428	247
9	30.632	41.693	27.852	1:40.177	257	4	31.781	43.492	28.728	1:44.001	243
10	30.529	41.494	27.657	1:39.680	254	5	32.127	44.732	29.239	1:46.098	234
						6	32.195	43.112	28.356	1:43.663	238
67 Mark SCHUPPAN (SA) (24th)						7	31.159	43.383	28.840	1:43.382	240
1	39.963	44.200	29.148	1:53.311	199	8	31.355	43.019	28.394	1:42.768	238
2	31.730	43.416	29.004	1:44.150	242	9	31.472	43.981	28.655	1:44.108	241
3	31.845	43.046	28.384	1:43.275	243	10	31.142	42.831	28.714	1:42.687	242
4	31.601	43.156	28.907	1:43.664	238						
5	31.706	43.575	28.870	1:44.151	236	99 Miguel BAKER (QLD) (28th)					
6	31.881	43.619	29.073	1:44.573	238	1	42.219	46.875	29.701	1:58.795	210
7	32.068	44.136	29.179	1:45.383	235	2	33.101	46.474	29.518	1:49.093	252
8	32.026	44.010	29.290	1:45.326	235	3	32.937	46.079	29.666	1:48.682	250
9	32.077	44.580	28.956	1:45.613	232	4	32.925	46.638	29.272	1:48.835	248
10	31.745	42.941	29.058	1:43.744	236	5	32.430	46.191	29.567	1:48.188	250
						6	32.588	45.907	29.100	1:47.595	248
						7	32.757	45.665	29.031	1:47.453	247
						8	32.656	45.514	29.469	1:47.639	247
						9	32.649	47.723	32.037	1:52.409	246

The results are provisional until the end of the time limit for protests and appeals.

Scott Laing
 Chief Time Keeper - Scott Laing

Tom Williams
 Clerk of Course - Tom Williams



Computime Race Timing Systems Pty Ltd © 1996
 Licensed to Computime Race Timing Systems
COMPUTIME RACE TIMING SYSTEMS PTY LTD
www.computime.com.au

9 Timber Lane, Glen Waverley Vic 3150. Ph: 0418 17 13 17

E-mail: scott@computime.com.au





SUPPORT CLASS RESULTS

AUSTRALIAN SUPERSPORT

Race 2



Date: 24/02/13
 Event: R06
 Weather: Sunny - Temp: 23.9C
 Track: Dry - Temp: 31.3C

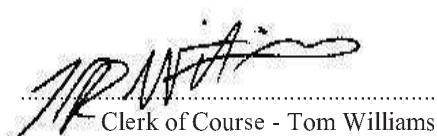
Started at: 10:14:20
 Laps: 10
 Starters: 33
 Printed at: 10:36


PROVISIONAL FASTEST LAPS SEQUENCE

Lap	Race Pos	No	Name	Machine	Fastest Lap	On Lap
1	1	52	Ryan TAYLOR (VIC)	Yamaha YZF-R6	1:43.505	1
2	1	52	Ryan TAYLOR (VIC)	Yamaha YZF-R6	1:37.946	2
2	2	2	Daniel FALZON (SA)	Yamaha YZF-R6	1:37.840	2
2	4	41	Aiden WAGNER (QLD)	Yamaha YZF-R6	1:37.496	2
3	6	82	Chris QUINN (NSW)	Yamaha YZF-R6	1:36.813	3

The results are provisional until the end of the time limit for protests and appeals.


 Chief Time Keeper - Scott Laing


 Clerk of Course - Tom Williams



Computime Race Timing Systems Pty Ltd © 1996
 Licensed to Computime Race Timing Systems
COMPUTIME RACE TIMING SYSTEMS PTY LTD
www.computime.com.au
 9 Timber Lane, Glen Waverley Vic 3150. Ph: 0418 17 13 17
 E-mail: scott@computime.com.au





SUPPORT CLASS RESULTS
AUSTRALIAN SUPERSPORT



Date: 24/02/13

Race 2

Started at: 10:14:20

Event: R06

Laps: 10

Weather: Sunny - Temp: 23.9C

Starters: 33

Track: Dry - Temp: 31.3C

Printed at: 10:36

PROVISIONAL LAP SHEET

No	Lap Tim	Gap	No	Lap Tim	Gap	No	Lap Tim	Gap	No	Lap Tim	Gap	No	Lap Tim	Gap
Lap 1			Lap 2			Lap 3			Lap 4			Lap 5		
52	1:43.505		52	1:37.946		52	1:37.654		41	1:37.218	.738	78	1:38.123	1.543
2	1:44.029	.524	2	1:37.840	.418	41	1:37.502	.843	50	1:37.373	1.181	69	1:38.677	3.851
64	1:44.340	.835	78	1:38.074	1.000	50	1:37.504	1.131	78	1:37.847	1.203	68	1:38.132	4.249
78	1:44.377	.872	41	1:37.496	1.413	82	1:36.813	1.212	82	1:37.628	1.517	96	1:37.828	4.644
69	1:45.319	1.814	50	1:37.524	1.699	69	1:37.854	2.456	69	1:37.824	2.957	59	1:38.524	6.370
41	1:45.368	1.863	82	1:37.703	2.471	68	1:37.949	3.155	68	1:38.068	3.900	43	1:38.527	8.193
50	1:45.626	2.121	69	1:38.806	2.674	96	1:38.199	3.749	96	1:38.173	4.599	65	1:40.522	12.108
68	1:45.743	2.238	68	1:38.986	3.278	59	1:38.484	4.581	59	1:38.371	5.629	49	1:39.770	12.213
82	1:46.219	2.714	96	1:38.610	3.622	20	1:39.009	5.828	43	1:38.708	7.449	72	1:39.227	12.356
96	1:46.463	2.958	59	1:38.978	4.169	43	1:39.026	6.064	49	1:39.285	10.226	53	1:39.904	17.147
59	1:46.642	3.137	20	1:39.596	4.891	65	1:39.050	6.402	72	1:39.578	10.912	58	1:42.533	26.438
20	1:46.746	3.241	43	1:39.360	5.110	49	1:39.406	8.264	97	1:40.546	12.498	85	1:43.512	29.311
43	1:47.201	3.696	65	1:39.398	5.424	72	1:39.182	8.657	53	1:40.023	15.026	33	1:42.154	30.301
65	1:47.477	3.972	49	1:40.176	6.930	97	1:39.682	9.275	58	1:42.951	21.688	76	1:43.234	32.023
49	1:48.205	4.700	72	1:39.693	7.547	53	1:40.088	12.326	85	1:43.414	23.582	71	1:46.527	33.819
24	1:48.768	5.263	97	1:40.192	7.665	58	1:42.423	16.060	71	1:42.759	25.075	67	1:44.151	33.922
97	1:48.924	5.419	53	1:41.325	10.310	85	1:42.720	17.491	84	1:42.397	25.513	84	1:52.006	39.736
72	1:49.305	5.800	58	1:42.330	11.709	71	1:42.448	19.639	33	1:42.652	25.930	89	1:45.970	40.694
53	1:50.436	6.931	85	1:43.019	12.843	76	1:43.228	20.394	76	1:43.501	26.572	21	1:47.314	40.764
58	1:50.830	7.325	76	1:44.570	15.238	84	1:42.966	20.439	67	1:43.664	27.554	98	1:46.098	40.903
85	1:51.275	7.770	71	1:43.822	15.263	33	1:43.171	20.601	21	1:44.885	31.233	30	1:44.822	41.796
76	1:52.119	8.614	33	1:44.607	15.502	67	1:43.275	21.213	89	1:43.774	32.507	93	1:45.290	45.439
33	1:52.346	8.841	84	1:44.117	15.545	21	1:44.927	23.671	98	1:44.001	32.588	99	1:48.188	58.964
84	1:52.879	9.374	67	1:44.150	16.010	98	1:43.428	25.910	30	1:44.964	34.757			
71	1:52.892	9.387	21	1:44.574	16.816	89	1:44.645	26.056	93	1:45.686	37.932	Lap 6		
67	1:53.311	9.806	89	1:45.018	19.483	30	1:45.029	27.116	73	1:51.357	46.865	52	1:38.122	
73	1:53.416	9.911	30	1:45.099	20.159	93	1:45.659	29.569	99	1:48.835	48.559	2	1:38.541	.036
21	1:53.693	10.188	98	1:45.312	20.554	73	1:41.849	32.831				50	1:37.991	.135
89	1:55.916	12.411	93	1:47.130	21.982	99	1:48.682	37.047				41	1:38.250	.224
93	1:56.303	12.798	99	1:49.093	26.437				2	1:37.783		82	1:38.231	.521
30	1:56.511	13.006	73	1:57.089	29.054				52	1:37.684	.383	78	1:38.358	1.396
98	1:56.693	13.188							41	1:37.524	.479	69	1:38.381	3.727
99	1:58.795	15.290							50	1:37.251	.649	68	1:38.433	4.177
									82	1:37.061	.795	96	1:38.384	4.523

Chief Time Keeper - Scott Laing

Clerk of Course - Tom Williams

Computime Race Timing Systems Pty Ltd © 1996
Licensed to Computime Race Timing Systems

COMPUTIME RACE TIMING SYSTEMS PTY LTD
www.computime.com.au

9 Timber Lane, Glen Waverley Vic 3150. Ph: 0418 17 13 17

E-mail: scott@computime.com.au





SUPPORT CLASS RESULTS

AUSTRALIAN SUPERSPORT

Race 2

Date: 24/02/13
 Event: R06
 Weather: Sunny - Temp: 23.9C
 Track: Dry - Temp: 31.3C

Started at: 10:14:20
 Laps: 10
 Starters: 33
 Printed at: 10:36

PROVISIONAL LAP SHEET

No	Lap Tim	Gap	No	Lap Tim	Gap	No	Lap Tim	Gap	No	Lap Tim	Gap			
59	1:39.537	7.402	65	1:40.128	15.494	33	1:41.934	41.320	84	1:43.937	59.969	21	1:44.163	1:10.616
43	1:39.184	8.872	53	1:40.633	20.501	76	1:42.089	43.447	67	1:45.613	1:00.845			
49	1:39.782	13.490	97	1:41.468	20.564	85	1:44.722	45.901	98	1:44.108	1:00.852			
65	1:40.423	14.026	58	1:45.235	37.294	71	1:43.195	45.983	89	1:44.633	1:03.924			
72	1:40.451	14.302	33	1:42.553	37.803	67	1:45.326	53.622	21	1:44.499	1:04.702			
97	1:40.803	17.756	85	1:44.536	39.596	84	1:44.103	54.422	30	1:43.861	1:04.717			
53	1:39.886	18.528	76	1:42.299	39.775	98	1:42.768	55.134	99	1:52.409	1 Lap			
58	1:42.786	30.719	71	1:42.796	41.205	89	1:44.459	57.681	Lap 10					
85	1:42.914	33.720	67	1:45.383	46.713	21	1:44.433	58.593	2	1:37.761				
33	1:42.114	33.910	84	1:43.002	48.736	30	1:44.173	59.246	82	1:38.200	.043			
76	1:42.618	36.136	98	1:43.382	50.783	93	1:45.181	1:05.134	41	1:38.357	.108			
71	1:41.755	37.069	89	1:43.707	51.639	99	1:47.639	1:26.069	52	1:38.083	.288			
67	1:44.573	39.990	21	1:44.406	52.577				50	1:38.942	1.094			
84	1:43.163	44.394	30	1:44.397	53.490	Lap 9			78	1:38.401	1.299			
98	1:43.663	46.061	93	1:44.796	58.370	41	1:38.390		68	1:38.415	2.824			
89	1:44.403	46.592	99	1:47.453	1:16.847	82	1:38.072	.092	96	1:38.450	4.088			
21	1:44.572	46.831	Lap 8			50	1:38.432	.401	69	1:39.032	6.356			
30	1:44.462	47.753	41	1:38.308		52	1:38.461	.454	65	1:39.032	6.356			
93	1:45.300	52.234	50	1:38.755	.359	2	1:38.425	.488	43	1:38.772	11.412			
99	1:47.595	1:08.054	52	1:38.800	.383	78	1:38.471	1.147	59	1:39.999	12.638			
Lap 7			82	1:38.372	.410	68	1:37.321	2.658	49	1:38.556	14.902			
52	1:38.660		2	1:38.464	.453	96	1:38.763	3.887	72	1:40.148	18.606			
50	1:38.546	.021	78	1:38.409	1.066	69	1:40.441	5.573	65	1:39.680	20.188			
41	1:38.545	.109	96	1:38.191	3.514	59	1:39.763	10.888	53	1:41.192	27.691			
2	1:39.030	.406	69	1:38.678	3.522	43	1:39.578	10.889	97	1:42.611	31.851			
82	1:38.594	.455	68	1:38.853	3.727	49	1:38.727	14.595	58	1:42.191	48.926			
78	1:38.338	1.074	59	1:39.684	9.515	72	1:39.407	16.707	33	1:41.797	48.968			
69	1:38.194	3.261	43	1:38.818	9.701	65	1:40.177	18.757	76	1:42.773	52.033			
68	1:37.774	3.291	49	1:38.981	14.258	53	1:40.602	24.748	71	1:42.767	54.936			
96	1:37.877	3.740	72	1:39.024	15.690	97	1:42.179	27.489	85	1:44.616	57.721			
59	1:39.506	8.248	65	1:39.893	16.970	58	1:42.067	44.984	84	1:43.167	1:04.887			
43	1:39.088	9.300	53	1:40.452	22.536	33	1:42.490	45.420	98	1:42.687	1:05.290			
49	1:38.864	13.694	97	1:41.553	23.700	76	1:42.452	47.509	67	1:43.744	1:06.340			
72	1:39.441	15.083	58	1:42.430	41.307	71	1:42.825	50.418	30	1:43.182	1:09.650			
						85	1:43.843	51.354	89	1:44.565	1:10.240			

The results are provisional until the end of the time limit for protests and appeals.

Chief Time Keeper - Scott Laing

Clerk of Course - Tom Williams



Computime Race Timing Systems Pty Ltd © 1996
 Licensed to Computime Race Timing Systems
COMPUTIME RACE TIMING SYSTEMS PTY LTD
www.computime.com.au

9 Timber Lane, Glen Waverley Vic 3150. Ph: 0418 17 13 17

E-mail: scott@computime.com.au





SUPPORT CLASS RESULTS

AUSTRALIAN SUPERSPORT

Race 2




Date: 24/02/13
 Event: R06
 Weather: Sunny - Temp: 23.9C
 Track: Dry - Temp: 31.3C


Started at: 10:14:20
 Laps: 10
 Starters: 33
 Printed at: 10:36

PROVISIONAL LAP CHART

Grid	1	2	3	4	5	6	7	8	9	10
64	52	52	2	2	2	52	52	41	41	2
2	2	2	52	52	52	2	50	50	82	82
52	64	78	78	41	41	50	41	52	50	41
69	78	41	41	50	50	41	2	82	52	52
50	69	50	50	78	82	82	82	2	2	50
41	41	82	82	82	78	78	78	78	78	78
78	50	69	69	69	69	69	69	96	68	68
82	68	68	68	68	68	68	68	69	96	96
96	82	96	96	96	96	96	96	68	69	69
59	96	59	59	59	59	59	59	59	59	43
68	59	20	20	43	43	43	43	43	43	59
20	20	43	43	65	65	49	49	49	49	49
43	43	65	65	49	49	65	72	72	72	72
65	65	49	49	72	72	72	65	65	65	65
49	49	72	72	97	97	97	53	53	53	53
24	24	97	97	53	53	53	97	97	97	97
42	97	53	53	58	58	58	58	58	58	58
58	72	58	58	85	85	85	33	33	33	33
72	53	85	85	71	33	33	85	76	76	76
97	58	76	71	84	76	76	76	85	71	71
53	85	71	76	33	71	71	71	71	85	85
85	76	33	84	76	67	67	67	67	84	84
98	33	84	33	67	84	84	84	84	67	98
84	84	67	67	21	89	98	98	98	98	67
76	71	21	21	89	21	89	89	89	89	30
67	67	89	98	98	98	21	21	21	21	89
73	73	30	89	30	30	30	30	30	30	21
21	21	98	30	93	93	93	93	93	99	
93	89	93	93	73	99	99	99	99		
33	93	99	73	99						
71	30	73	99							
30	98									
89	99									
99										

The results are provisional until the end of the time limit for protests and appeals.


 Chief Time Keeper - Scott Laing


 Clerk of Course - Tom Williams



Computime Race Timing Systems Pty Ltd © 1996
 Licensed to Computime Race Timing Systems
COMPUTIME RACE TIMING SYSTEMS PTY LTD
www.computime.com.au

9 Timber Lane, Glen Waverley Vic 3150. Ph: 0418 17 13 17

E-mail: scott@computime.com.au





SUPPORT CLASS RESULTS
AUSTRALIAN SUPERSPORT
AUSTRALIAN SUPERSPORT CHAMPIONSHIP
PROVISIONAL ROUND POINTS

Pos	No	Name	Pole Position	Race 1	Race 2	Total
1	2	Daniel FALZON (SA)	0	18	25	43
2	82	Chris QUINN (NSW)	0	20	20	40
3	52	Ryan TAYLOR (VIC)	0	17	17	34
4	41	Aiden WAGNER (QLD)	0	14	18	32
5	50	Callum SPRIGGS (QLD)	0	13	16	29
6	96	Aaron GOBERT (NSW)	0	15	13	28
7	69	Michael LOCKART (NSW)	0	16	12	28
8	64	Aaron MORRIS (NSW)	1	25	0	26
9	68	Mitchell LEVY (NSW)	0	11	14	25
10	43	Alastair HOOGENBOEZEM (NZ)	0	10	11	21
11	59	Luke BURGESS (QLD)	0	8	10	18
12	49	Brendan CLARKE (QLD)	0	9	9	18
13	78	Michael BLAIR (NSW)	0	0	15	15
14	65	Hudson PITT (SA)	0	6	7	13
15	20	Alex PHILLIS (VIC)	0	12	0	12
16	53	Mason COOTE (VIC)	0	5	6	11
17	72	Brad SHAW (VIC)	0	0	8	8
18	97	Joshua CUMING (QLD)	0	3	5	8
19	24	Daniel MAYES (QLD)	0	7	0	7
20	58	Anthony QUINN (NSW)	0	2	4	6
21	42	David BUONOPANE (VIC)	0	4	0	4
22	33	Richard ELLIS (VIC)	0	0	3	3
23	76	Scott GAPPS (NSW)	0	1	2	3
24	71	Sam HERMEL (SA)	0	0	1	1

Scott Laing
 Chief Time Keeper - Scott Laing

Tom Williams
 Clerk of Course - Tom Williams



Computime Race Timing Systems Pty Ltd © 1996
 Licensed to Computime Race Timing Systems
COMPUTIME RACE TIMING SYSTEMS PTY LTD
www.computime.com.au

9 Timber Lane, Glen Waverley Vic 3150. Ph: 0418 17 13 17

E-mail: scott@computime.com.au

